

Facelift Replay

HEALTHCARE MOTION

Effective: March 1, 2025

T R I N I T Y

Date:

Page:

Modification:

Description:

DESCRIPTION:

- Upholstery Frames: Steel, Plywood & Hardwood
- Seat: High Density Polyurethane Foam Over Sheet Webbing
- Back: High Density Polyurethane Foam Over Polypropylene Webbing
- Upholstered Covers: Attached w/ Velcro / Removable For Maintenance
- Removable Bolster Pillow For 1504 / 1505 (5" Diameter)
- Antimicrobial Moisture Barrier Fully Encapsulates All Foam Areas
- Double Needle Stitching Standard (Welting Optional - No Charge)
- Metal To Metal Connections For All Hardware Assembly
- Leather Upholstery Not Available
- Lifetime Warranty


OPTIONS:

- RWAC-3 Solid Wood Arm Caps (Set Of 2)\$411
- RPAC-2 Polyester Arm Caps (Set Of 2)\$518
- LC Locking Casters (Set Of 2)\$44
- NLC Non-Locking Casters (Set Of 2).....\$37
- 3LC 3" Locking Casters - #1506 Model Only (Set Of 2).....\$218
- PM1 Power/Data Module (1-Power / 1-USB 2 Port Simplex Charger)\$859
- Tablet Arm / Cup Holder Options (See Facelift Replay Healthcare Options Pages)
- Feather Down & Polyester Pillows Available (See Page 5)
- Specify Exposed Wood Finish (See Page 6)

SLEEPOVER UNITS

ITEM #: SPECIFICATIONS | GRADES | LIST PRICES:


LOUNGE CHAIR / FULLY UPHOLSTERED



Healthcare Motion

		Overall: 37.5"w 34.5"d 33"h					Overall Length: 84"d					Arm: 24"h		COM: 6.5 yds.	
		Sleep Area: 28"w 80"d					Seat: 28"w 23"d 17.5"h					Weight: 175 lbs.		COL: n/a	
COM	COL	1	2	3	4	5	6	7	8	9	10	L1	L2		
1504	N/A	4860	5040	5221	5401	5582	5762	5942	6123	6303	6484	N/A	N/A		
<i>Tight Seat & Back / Removable Upholstery / 500 lb. Weight Capacity</i>															
1504-R	N/A	719	916	1114	1311	1509	1706	1904	2102	2299	2497	N/A	N/A		
<i>Replacement Upholstery Covers</i>															

TWO PLACE SOFA / FULLY UPHOLSTERED



Healthcare Motion

		Overall: 57.5"w 34.5"d 33"h					Overall Length: 84"d					Arm: 24"h		COM: 9 yds.	
		Sleep Area: 48"w 80"d					Seat: 48"w 23"d 17.5"h					Weight: 225 lbs.		COL: n/a	
COM	COL	1	2	3	4	5	6	7	8	9	10	L1	L2		
1505	N/A	6067	6320	6572	6825	7077	7330	7583	7835	8088	8340	N/A	N/A		
<i>Tight Seat & Back / Removable Upholstery / 750 lb. Weight Capacity</i>															
1505-R	N/A	949	1225	1502	1779	2055	2332	1660	1818	1976	2134	N/A	N/A		
<i>Replacement Upholstery Covers</i>															

FOUR POSITION ADJUSTMENT FOR 1504 / 1505

See Revival Healthcare Motion And Evolve Healthcare Motion For Additional Sleeper Units.



1) Closed Position



2) Ottoman Position




3) Chaise Position



4) Full-Recline Position
Overall Length - 84"d

BACK-FLIP SLEEPER SOFA



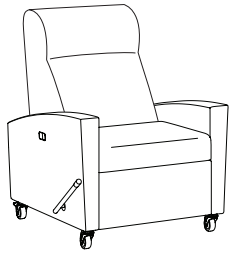
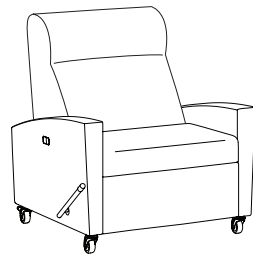



		Overall: 79"w 36"d 36"h					Arm: 24.5"h					COM: 13 yds.	
		Sleep Area: 70"w 31"d 20"h					Weight: 235 lbs.					COL: n/a	
COM	COL	1	2	3	4	5	6	7	8	9	10	L1	L2
1506	N/A	4723	5091	5459	5827	6195	6564	6932	7300	7668	8036	N/A	N/A
<i>Tight Seat & Back / Removable Upholstery / 1000 lbs. Weight Capacity</i>													
1506-R	N/A	1914	2309	2704	3099	3494	3889	4285	4680	5075	5470	N/A	N/A
<i>Replacement Upholstery Covers</i>													

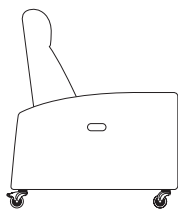
DESCRIPTION:

- Upholstery Frames: Steel, Plywood & Hardwood
- Seat: High Density Polyurethane Foam Over Sheet Webbing
- Back: High Density Polyurethane Foam Over Sinuous Wire Springs
- Upholstered Covers: Attached w/ Velcro / Removable For Maintenance
- Antimicrobial Moisture Barrier Fully Encapsulates All Foam Areas
- Central Braking w/ Lock & unlocks pedals
- Double Needle Stitching Standard (Welting Optional - No Charge)
- Dual-Wheel Casters: (2) Front Locking/Swivel & (2) Rear Non-Locking/Non-Swivel
- Leather Upholstery Not Available
- Lifetime Warranty

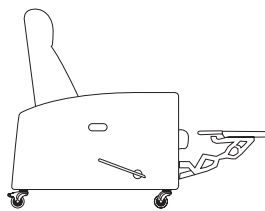
OPTIONS:

Layflat Medical Recliner Options (See Facelift Replay Healthcare Options Pages)
 Feather Down & Polyester Pillows Available (See Page 5)

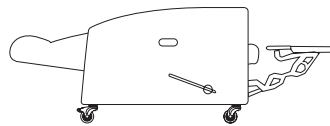
INFUSION RECLINERS		ITEM #:	SPECIFICATIONS GRADES LIST PRICES:														
		INFUSION LAYFLAT MEDICAL RECLINER	Overall: 32.75"w 38.5"d 45"h Seat: 24"w 20"d 20"h			Arm: 28"h Weight: 160 lbs.			COM: 5.5 yds. COL: n/a								
			COM	COL	1	2	3	4	5	6	7	8	9	10	L1	L2	
			1507-L	3776	N/A	3853	3995	4136	4277	4419	4560	4702	4843	4984	5126	N/A	N/A
			<i>Infusion Layflat / Tight Seat & Back / Removable Upholstery / 500 lb. Weight Capacity</i>														
		BARIATRIC INFUSION LAYFLAT MEDICAL RECLINER	Overall: 37.75"w 38.5"d 45"h Seat: 29"w 20"d 20"h			Arm: 28"h Weight: 185 lbs.			COM: 6 yds. COL: n/a								
			COM	COL	1	2	3	4	5	6	7	8	9	10	L1	L2	
			1507-XL	3866	N/A	3962	4115	4268	4421	4574	4728	4881	5034	5187	5340	N/A	N/A
			1507-T	3856	N/A	3929	4070	4211	4353	4494	4636	4777	4918	5060	5201	N/A	N/A
			<i>Infusion Trendelenburg / Tight Seat & Back / Removable Upholstery / 500 lb. Weight Capacity</i>														
			1507-R	376	N/A	721	903	1086	1268	1451	1633	1816	1999	2181	2364	N/A	N/A
			<i>Replacement Upholstery Covers</i>														
			1507-XT	3991	N/A	4079	4233	4386	4539	4692	4845	4999	5152	5305	5458	N/A	N/A
			<i>Infusion Trendelenburg / Tight Seat & Back / Removable Upholstery / 600 lb. Weight Capacity</i>														
			1507-XR	383	N/A	762	962	1162	1362	1562	1762	1962	2162	2362	2562	N/A	N/A
<i>Replacement Upholstery Covers</i>																	



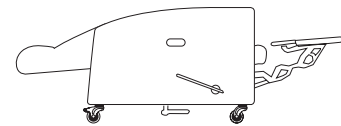
Upright Position
38.5"D



Extended Footrest Position
57.5"D



Layflat Position
73.75"D7



Trendelenburg Position
4.75"D

 See Revival Healthcare Motion And Evolve Healthcare Motion For Additional Infusion Layflat Medical Recliners.

DESCRIPTION:

- Upholstery Frames: Steel, Plywood & Hardwood
- Seat: High Density Polyurethane Foam Over Sheet Webbing
- Back: High Density Polyurethane Foam Over Polypropylene Webbing
- Upholstered Covers: Attached w/ Velcro / Removable For Maintenance
- Antimicrobial Moisture Barrier Fully Encapsulates All Foam Areas
- Double Needle Stitching Standard (Weltng Optional - No Charge)
- Exposed Wood Legs: Solid Hardwood / Removable For Maintenance
- Leather Upholstery Not Available
- Lifetime Warranty

OPTIONS:

- RWAC-1 Solid Wood Arm Caps (Set Of 2)\$374
- RPAC-1 Polyester Arm Caps (Set Of 2)\$484
- ASL Aluminum Square Legs (Set Of 4).....\$382
- LC Locking Casters For 1809 Ottoman (Set Of 2)\$44
- WR Wood Ring Base - Replaces Metal Base On 1510-G/1510-SG\$224
- PM1 Power/Data Module (1-Power / 1-USB 2 Port Simplex Charger)\$859

Feather Down & Polyester Pillows Available (See Page 5)

Specify Exposed Wood Finish (See Page 6)

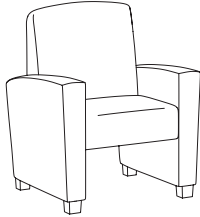
Tablet Arm / Cup Holder Options (See Facelift Replay Healthcare Options Pages)

PATIENT CHAIR / GLIDER

ITEM #:

SPECIFICATIONS | GRADES | LIST PRICES:

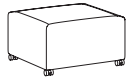
ASYNCHRONOUS PATIENT CHAIR / FULLY UPHOLSTERED



Healthcare Motion

		Overall: 32.5"w 35.5"d 38"h (1508) / 37.5"w 35.5"d 38"h (1508-X)										Arm: 24"h		COM: 4.5 yds.	
		Seat: 21"w 20"d 18"h (1508) / 26"w 20"d 18"h (1508-X)										Weight: 70 lbs.		COL: n/a	
COM	COL	1	2	3	4	5	6	7	8	9	10	L1	L2		
1508	N/A	1865	2016	2166	2316	2467	2617	2767	2918	3068	3218	N/A	N/A		
<i>Tight Seat & Back / Removable Upholstery / 500 lb. Weight Capacity</i>															
1508-R	N/A	509	643	778	912	1046	1181	1315	1449	1584	1718	N/A	N/A		
<i>Replacement Upholstery Covers</i>															
1508-X	N/A	1965	2132	2299	2467	2634	2801	2968	3135	3302	3469	N/A	N/A		
<i>Tight Seat & Back / Removable Upholstery / 500 lbs. Weight Capacity</i>															
1508-XR	N/A	509	643	778	912	1046	1181	1315	1449	1584	N/A	N/A			
<i>Replacement Upholstery Covers</i>															


OTTOMAN ON CASTERS / STOWS UNDER ALL PATIENT CHAIRS



Healthcare Motion

		Overall: 18"w 18"d 11"h					Arm: n/a					COM: 1 yd.	
		Seat: n/a					Weight: 25 lbs.					COL: n/a	
COM	COL	1	2	3	4	5	6	7	8	9	10	L1	L2
1809	425	409	430	452	474	495	517	539	560	582	603	N/A	N/A
<i>Removable Upholstery / 350 lb. Weight Capacity</i>													
1809-R	103	136	160	183	207	231	254	278	302	326	349	N/A	N/A
<i>Replacement Upholstery Covers</i>													

LOUNGE GLIDER / FULLY UPHOLSTERED



Healthcare Motion

		Overall: 32"w 32"d 35"h					Arm: 24"h					COM: 5.25 yds.	
		Seat: 21"w 20"d 18"h					Weight: 115 lbs.					COL: n/a	
COM	COL	1	2	3	4	5	6	7	8	9	10	L1	L2
1510-G	N/A	2013	2157	2301	2446	2590	2734	2878	3023	3167	3311	N/A	N/A
<i>Circular Metal Base / Tight Seat & Back / Removable Upholstery / 500 lb. Weight Capacity</i>													
1510-SG	N/A	2151	2295	2440	2584	2728	2873	3017	3161	3306	3450	N/A	N/A
<i>Swivel Glider w/ Circular Metal Base / Tight Seat & Back / Removable Upholstery / 500 lb. Weight Capacity</i>													
1510-R	N/A	581	739	897	1055	1213	1371	1529	1687	1846	2004	N/A	N/A
<i>Replacement Upholstery Covers</i>													

See Revival Healthcare Motion And Evolve Healthcare Motion For Additional Patient Chairs & Gliders.

DESCRIPTION:

- Upholstery Frames: Steel, Plywood & Hardwood
- Seat: High Density Polyurethane Foam Over Sheet Webbing
- Back: High Density Polyurethane Foam Over Sinuous Wire Springs
- Upholstered Covers: Attached w/ Velcro / Removable For Maintenance
- Antimicrobial Moisture Barrier Fully Encapsulates All Foam Areas
- Double Needle Stitching Standard (Welting Optional - No Charge)
- Leather Upholstery Not Available
- Lifetime Warranty

OPTIONS:

(See Facelift Replay Healthcare Options Pages)

- RWAC-1 Solid Wood Arm Caps (Set Of 2)\$374
- RPAC-1 Polyester Arm Caps (Set Of 2)\$484
- ER-1 Electric Recline\$1054
- BB Battery Backup\$548
- HM Heat & Massage\$1498
- H Heat Only\$1142

Feather Down & Polyester Pillows Available (See Page 5)


Specify Exposed Wood Finish (See Page 6)

WALLSAVER

ITEM #:

SPECIFICATIONS | GRADES | LIST PRICES:

WALLSAVER RECLINER / FULLY UPHOLSTERED




Overall: 30.5"w 32"d 43"h **Arm:** 23"h **COM:** 5 yds.
Seat: 21"w 20.5"d 18"h **Weight:** 110 lbs. **COL:** n/a

COM	COL	1	2	3	4	5	6	7	8	9	10	L1	L2	
1511	N/A	2292	2451	2610	2768	2927	3086	3245	3403	3562	3721	N/A	N/A	
<i>Tight Seat & Back / Removable Upholstery / 6" Wall Proximity / 350 lb. Weight Capacity</i>														
1511-R	N/A	296	580	730	880	1030	1181	1331	1481	1631	1781	1931	N/A	N/A
<i>Replacement Upholstery Covers</i>														



BARIATRIC WALLSAVER RECLINER / FULLY UPHOLSTERED




Overall: 35.5"w 32"d 43"h **Arm:** 23"h **COM:** 5.5 yds.
Seat: 26"w 20.5"d 18"h **Weight:** 125 lbs. **COL:** n/a

COM	COL	1	2	3	4	5	6	7	8	9	10	L1	L2	
1511-X	N/A	2230	2426	2585	2743	2902	3061	3219	3378	3537	3696	3854	N/A	N/A
<i>Tight Seat & Back / Removable Upholstery / 6" Wall Proximity / 500 lb. Weight Capacity</i>														
1511-XR	N/A	302	618	784	950	1116	1282	1448	1614	1780	1946	2112	N/A	N/A
<i>Replacement Upholstery Covers</i>														

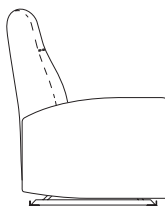


ELECTRIC WALLSAVER RECLINER / FULLY UPHOLSTERED

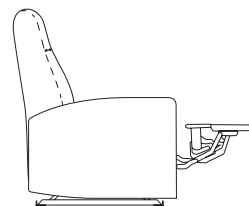


Overall: 30.5"w 32"d 43"h **Arm:** 23"h **COM:** 5 yds.
Seat: 21"w 20.5"d 18"h **Weight:** 110 lbs. **COL:** n/a

COM	COL	1	2	3	4	5	6	7	8	9	10	L1	L2	
1511-E	N/A	3036	3188	3346	3505	3664	3822	3981	4140	4299	4457	4616	N/A	N/A
<i>Tight Seat & Back / Removable Upholstery / 6" Wall Proximity / 350 lb. Weight Capacity</i>														
1511-R	N/A	296	580	730	880	1030	1181	1331	1481	1631	1781	1931	N/A	N/A
<i>Replacement Upholstery Covers</i>														



Upright Position
32"D



Extended Footrest Position
52"D



Full Recline Position
64.5"D

See Revival Healthcare Motion And Evolve Healthcare Motion For Additional Wallsaver Recliners.

DESCRIPTION:

- Upholstery Frames: Steel, Plywood & Hardwood
- Seat: High Density Polyurethane Foam Over Sheet Webbing
- Back: High Density Polyurethane Foam Over Sinuous Wire Springs
- Upholstered Covers: Attached w/ Velcro / Removable For Maintenance
- Antimicrobial Moisture Barrier Fully Encapsulates All Foam Areas
- Double Needle Stitching Standard (Wetling Optional - No Charge)
- Dual-Wheel Casters: (2) Front Locking/Swivel & (2) Rear Non-Locking/Non-Swivel (1514)
- (2) Drop Down Side Trays Mounted To Black Metal Tubing (1514)
- Exposed Wood Legs (1512): Solid Hardwood / Removable For Maintenance
- Leather Upholstery Not Available
- Lifetime Warranty

OPTIONS:

(See Facelift Replay Healthcare Options Pages)
 Feather Down & Polyester Pillows Available (See Page 5)

INFUSION / STAND-UP RECLINER

ITEM #:

SPECIFICATIONS | GRADES | LIST PRICES:

INFUSION WALLSAVER RECLINER / FULLY UPHOLSTERED



Optional Central Braking Available

Healthcare Motion

See Revival & Evolve Healthcare Motion For Additional Infusion Wall Saver Recliners.

Overall: 31.25"w 34"d 46"h	Arm: 27"h	COM: 5 yds.														
Seat: 21"w 20.5"d 19"h	Weight: 130 lbs.	COL: n/a	COM	COL	1	2	3	4	5	6	7	8	9	10	L1	L2
COM COL 1 2 3 4 5 6 7 8 9 10 L1 L2			3231	N/A	3373	3532	3691	3851	4010	4169	4328	4487	4646	4805	N/A	N/A
<i>Tight Seat & Back / Removable Upholstery / 350 lb. Weight Capacity</i>																
COM COL 1 2 3 4 5 6 7 8 9 10 L1 L2			323	N/A	669	851	1033	1214	1396	1578	1760	1942	2123	2305	N/A	N/A
<i>Replacement Upholstery Covers</i>																

***NOTE: ELECTRIC OPTION NOT AVAILABLE ON INFUSION RECLINERS IN COMBINATION WITH CASTERS.**



Upright Position
32"D




Extended Footrest Position
52"D



Full Recline Position
64.5"D

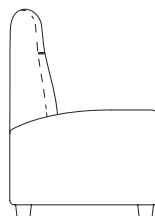
ELECTRIC STAND-UP RECLINER / FULLY UPHOLSTERED



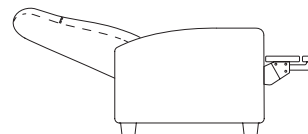
Healthcare Motion

See Revival Healthcare Motion For Additional Electric Stand-Up Recliner.

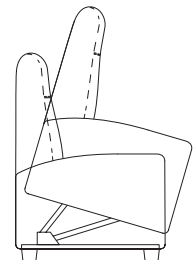
Overall: 33"w 35"d 42"h	Arm: 24.5"h	COM: 6.5 yds.														
Seat: 21.5"w 21.75"d 18"h	Weight: 145 lbs.	COL: n/a	COM	COL	1	2	3	4	5	6	7	8	9	10	L1	L2
COM COL 1 2 3 4 5 6 7 8 9 10 L1 L2			3427	N/A	3658	3866	4075	4284	4493	4701	4910	5119	5328	5537	N/A	N/A
<i>Tight Seat & Back / Removable Upholstery / 350 lb. Weight Capacity</i>																
COM COL 1 2 3 4 5 6 7 8 9 10 L1 L2			327	N/A	704	902	1100	1297	1495	1692	1890	2088	2285	2483	N/A	N/A
<i>Replacement Upholstery Covers</i>																



Upright Position
35"D



Full Recline Position
66"D



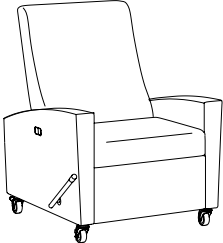






Stand-Up Position
59"H

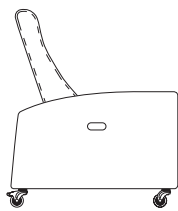
DESCRIPTION:

- Upholstery Frames: Steel, Plywood & Hardwood
- Seat: High Density Polyurethane Foam Over Sheet Webbing
- Back: High Density Polyurethane Foam Over Sinuous Wire Springs
- Upholstered Covers: Attached w/ Velcro / Removable For Maintenance
- Antimicrobial Moisture Barrier Fully Encapsulates All Foam Areas
- Double Needle Stitching Standard (Welting Optional - No Charge)
- Rotational & Directional Locking Casters (Rear)
- Leather Upholstery Not Available
- Lifetime Warranty

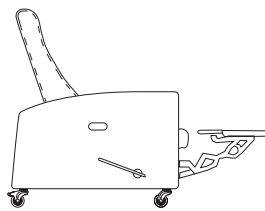
OPTIONS:

Layflat Medical Recliner Options (See Facelift Replay Healthcare Options Pages)
 Feather Down & Polyester Pillows Available (See Page 5)

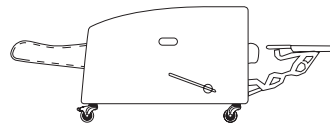
LAYFLAT MEDICAL RECLINER		ITEM #:	SPECIFICATIONS GRADES LIST PRICES:																																									
		LAYFLAT / TRENDELENBURG RECLINER	Overall: 32.75"w 38.5"d 45"h Seat: 24"w 20"d 20"h			Arm: 28"h Weight: 160 lbs.			COM: 5.5 yds. COL: n/a																																			
			COM	COL	1	2	3	4	5	6	7	8	9	10	L1	L2																												
			1513-L	3728	N/A	3875	4050	4226	4401	4577	4752	4927	5103	5278	5454	N/A	N/A																											
			<i>Layflat / Tight Seat & Back / Removable Upholstery / 500 lb. Weight Capacity</i>																																									
		BARIATRIC LAYFLAT / TRENDELENBURG RECLINER	Overall: 37.75"w 38.5"d 45"h Seat: 29"w 20"d 20"h			Arm: 28"h Weight: 185 lbs.			COM: 6 yds. COL: n/a																																			
			COM	COL	1	2	3	4	5	6	7	8	9	10	L1	L2																												
			1513-XL	3855	N/A	4029	4221	4413	4605	4797	4989	5181	5373	5566	5758	N/A	N/A																											
			<i>Layflat / Tight Seat & Back / Removable Upholstery / 600 lb. Weight Capacity</i>																																									
		1513-T	3841			N/A			3982			4157			4333			4508			4684			4859			5034			5210			5385			5560			N/A			N/A		
			<i>Trendelenburg / Tight Seat & Back / Removable Upholstery / 500 lb. Weight Capacity</i>																																									
					1513-R	342			N/A			655			821			987			1153			1319			1485			1651			1817			1983			2149			N/A		
<i>Replacement Upholstery Covers</i>																																												
		1513-XL	3855			N/A			4029			4221			4413			4605			4797			4989			5181			5373			5566			5758			N/A			N/A		
			<i>Layflat / Tight Seat & Back / Removable Upholstery / 600 lb. Weight Capacity</i>																																									
					1513-XT	4032			N/A			4196			4388			4580			4772			4964			5156			5348			5540			5733			5925			N/A		
<i>Trendelenburg / Tight Seat & Back / Removable Upholstery / 600 lb. Weight Capacity</i>																																												
		1513-XR	349			N/A			693			875			1057			1238			1420			1602			1784			1966			2147			2329			N/A			N/A		
			<i>Replacement Upholstery Covers</i>																																									



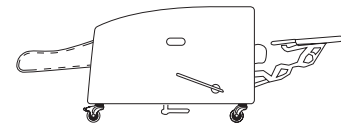
Upright Position
38.5"D




Extended Footrest Position
57.5"D




Layflat Position
73.75"D







Trendelenburg Position
74.75"D


 See Revival Healthcare Motion And Evolve Healthcare Motion For Additional Layflat Medical Recliners.

ARM CAPS / TABLETS	OPTION #: SPECIFICATIONS LIST PRICES AVAILABILITY:
<p>SOLID WOOD ARM CAPS</p> 	<p>Overall: Dimensions Will Vary By Style</p> <hr/> <p>RWAC-1 \$374 (Set Of 2) (1508 Asynchronous Patient Chair) - Specify Finish (1510-G Lounge Glider / 1510-SG Lounge Swivel Glider) - Specify Finish (1511 Wallsaver Recliner / 1511-X Bariatric Wallsaver Recliner / 1514 Infusion Wallsaver Recliner) - Specify Finish</p> <p>RWAC-2 \$411 (Set Of 2) (1512 Electric Standup Recliner) - Specify Finish</p> <p>RWAC-3 \$411 (Set Of 2) (1504 / 1505 Sleepover Lounge) - Specify Finish (1513-L & 1513-T Medical Recliners / 1513-XL & 1513-XT Bariatric Medical Recliners) - Specify Finish</p>
<p>POLYESTER ARM CAPS</p> 	<p>Overall: Dimensions Will Vary By Style</p> <hr/> <p>RPAC-1 \$484 (Set Of 2) POLYESTER (1508 Asynchronous Patient Chair) (1510-G Lounge Glider / 1510-SG Lounge Swivel Glider) (1511 Wallsaver Recliner / 1511-X Bariatric Wallsaver Recliner / 1514 Infusion Wallsaver Recliner)</p> <p>RPAC-2 \$518 (Set Of 2) POLYESTER (1504 / 1505 Sleepover Lounge) - Specify Finish (1507-L, 1507-T, 1507-XL, 1507-XT, 1513-L, 1513-T, 1513-XL, 1513-XT Medical Recliners) - Specify Finish</p>
<p>TABLET ARMS / CUP HOLDER</p>  <p>Laminate Tablet Arm Shown w/ Cup Holder</p>  <p>Veneer Tablet Arm Shown w/ Cup Holder</p>  <p>Solid Surface Tablet Arm Shown w/ Cup Holder</p>	<p>Overall: 14" Diameter .75"h</p> <hr/> <p>TA-L \$509 Tablet Arm With 360° Rotation - High Pressure Laminate. (Specify Laminate / Specify Left Or Right Facing Arm Location)</p> <p>TA-V \$580 Tablet Arm With 360° Rotation - Sunburst Cherry Veneer. (Specify Finish / Specify Left Or Right Facing Arm Location)</p> <p>TA-C \$698 Tablet Arm With 360° Rotation - White Solid Surface. (Available In White Only / Specify Left Or Right Facing Arm Location)</p> <p>CH-1 \$129 Black Plastic Cup Holder (Only Available If Used With Tablet Arm)</p> <p>CH-2 \$186 Spun Aluminum Cup Holder (Only Available If Used With Tablet Arm)</p> <p>Available: Facelift Replay Sleepover Lounge</p>
<p>FOLD DOWN TABLET ARM</p>  	<p>Overall: 14" Diameter .75"h</p> <hr/> <p>FDTA-L \$1065 Tablet Arm With 360° Rotation - High Pressure Laminate. (Specify Laminate / Specify Left Or Right Facing Arm Location)</p> <p>FDTA-V \$1136 Tablet Arm With 360° Rotation - Sunburst Cherry Veneer. (Specify Finish / Specify Left Or Right Facing Arm Location)</p> <p>FDTA-C \$1278 Tablet Arm With 360° Rotation - White Solid Surface. (Available In White Only / Specify Left Or Right Facing Arm Location)</p> <p>Available: Facelift Replay Sleepover Lounge</p>

TABLETS / CASTERS	OPTION #:	SPECIFICATIONS LIST PRICES AVAILABILITY:
DOUBLE ARTICULATING / SWIVEL TABLET ARM		
<i>Overall: 14" Diameter .75"h</i>		
	ATA-L	\$983 <i>Tablet Arm With 360° Rotation - High Pressure Laminate. (Specify Laminate / Specify Left Or Right Facing Arm Location)</i>
ATA-L Double Articulating / Swivel Tablet Arm	ATA-V	\$1055 <i>Tablet Arm With 360° Rotation - Sunburst Cherry Veneer. (Specify Finish / Specify Left Or Right Facing Arm Location)</i>
	ATA-C	\$1173 <i>Tablet Arm With 360° Rotation - White Solid Surface. (Available In White Only / Specify Left Or Right Facing Arm Location)</i>
ATA-L w/ CH-1 Black Plastic Cup Holder	CH-1	\$129 <i>Black Plastic Cup Holder (Only Available If Used With Tablet Arm)</i>
	CH-2	\$186 <i>Spun Aluminum Cup Holder (Only Available If Used With Tablet Arm)</i>
<i>Available: Facelift Replay Sleepover Lounge</i>		
SIDE MOUNT / FOLD DOWN TABLET W/ LOCK & SWIVEL		
<i>Overall: 14" Diameter .75"h</i>		
	SMFDT-L	\$722 <i>Up & Away w/ Lock & High Pressure Laminate Top. (Specify Laminate / Specify Left Or Right Facing Arm Location)</i>
	SMFDT-V	\$1007 <i>Up & Away w/ Lock & Veneer Top. (Specify Finish / Specify Left Or Right Facing Arm Location)</i>
	SMFDT-C	\$1126 <i>Up & Away w/ Lock & White Solid Surface Top. (Available In White Only / Specify Left Or Right Facing Arm Location)</i>
<i>Available: Facelift Replay 1507, 1512, 1513, 1857, 1812, 1813</i>		
LOCKING / NON-LOCKING CASTERS		
<i>Overall: 1.875"w 2.25"d 1.5"h (Locking) / 1.875"w 1.625"d 1.5"h (Non-Locking)</i>		
	LC	\$44 (Set Of Two) <i>Locking Casters (Black Finish / Specify Location)</i>
	NLC	\$37 (Set Of Two) <i>Non-Locking Casters (Black Finish / Specify Location)</i>
Locking Casters		<i>Available: Facelift Replay Sleepover Lounge</i>
Non-Locking Casters		
WALLSAVER - LOCKING / NON-LOCKING CASTERS		
<i>Overall: 2.5"w 4"d 3.5"h (Locking) / 2.5"w 3.25"d 3.5"h (Non-Locking)</i>		
	WLC	\$199 List (Set Of Two) <i>Locking Swivel Casters (Gray Finish / Back Location)</i>
	WNLC	\$185 List (Set Of Two) <i>Non-Locking / Non-Swivel Casters (Gray Finish / Front Location)</i>
Locking Casters		<i>Note: Wallsaver Locking / Non-Locking Casters Cannot Be Used In Combination With Electric Recline.</i>
Non-Locking Casters		<i>Available: Facelift Wallsaver Recliners (1511 / 1811 / 1855 & Bariatric Versions)</i>
MEDICAL LOCKING / NON-LOCKING CASTERS		
<i>Overall: 2.25"w 5"d 5.25"h (Locking) / 2"w 3.75"d 5.25"h (Non-Locking)</i>		
	MLC	\$194 (Set Of Two) <i>Locking Casters - Motion & Direction (Gray Finish / Specify Location)</i>
	MNLC	\$224 (Set Of Two) <i>Non-Locking Casters - Single Direction (Gray Finish / Specify Location)</i>
Locking Casters		<i>Available: Facelift Replay Electric Standup Recliner</i>
Non-Locking Casters		

BRAKE / LEGS / POWER / ELECTRIC / PUSH BAR	OPTION #:	SPECIFICATIONS LIST PRICES AVAILABILITY:
CENTRAL BRAKING		
<i>Overall: 7.5"w 2"d .5"h</i>		
	CB-1	\$508 (Set Of 1) (Gray Plastic Brake w/ Lock & Unlock Pedals)
	CB-2	\$510 (Set Of 1) (Gray Plastic Brake w/ Lock & Unlock Pedals) <i>Available: Layflat 1507-L/T 1513-L/T 1813 L/T 1857 L/T 1867 L/T</i>
ALUMINUM LEGS		
	ASL	<i>Overall: 2.25"w 2.25"d 2.25"h</i> \$382 (Set Of 4) (Brushed Finish) <i>Available: Facelift Replay Patient Chair / Glider (1508 / 1510 Models)</i>
	POWER / DATA MODULE	
 <p>PM1 Power / Data Module</p>  <p>PM2 Power Module</p>  <p>USB-1 Dual Charging USB</p>	PM1	<i>PM1 Overall: 5.25"w 1.25"d 4.25"h</i> <i>PM2 Overall: 2"w 2"d .125"h</i> <i>USB-1 Overall: 2"w 2"d .125"h</i> \$859 Power/Data Module (1-Power / 1-USB 2 Port Simplex Charger Standard) <i>Vertical / Horizontal Mount Power Module. Price Varies By Socket. Contact Customer Service For Quote. (Additional Colors Available)</i>
	PM2	\$238 Power Module (1-Power) <i>Spill-Proof Technology / Multiple Finish Options / Storm Color Standard (Specify Left or Right Facing)</i>
	USB-1	\$238 Dual Charging USB (2 Port Simplex Charger Standard) <i>Spill-Proof Technology / 2 Amps Per Port / Multiple Finish Options / Storm Color Standard (Specify Left or Right Facing)</i> <i>Available: Facelift Replay Sleepover Lounge</i>
ELECTRIC RECLINE / BATTERY BACKUP / HEAT / MASSAGE		
<i>Overall: N/A</i>		
 <p>ER-1 Electric Recline (Wallsaver Model)</p>  <p>ER-2/ER-3 Electric Recline (Layflat Model)</p>  <p>BB Battery Backup</p>  <p>HM Heat & Massage (All Recliner Models)</p>  <p>H Heat (All Recliner Models)</p>	ER-1	\$1054 Electric Recline <i>Replaces Manual Mechanism On Any Wallsaver Model - Surface Mounts On Inside Arm (Specify Left Or Right Facing)</i> <i>*NOTE: ELECTRIC OPTION NOT AVAILABLE ON INFUSION RECLINERS IN COMBINATION WITH CASTERS.</i>
	ER-2	\$1087 Electric Recline <i>Replaces Manual Mechanism On Any Layflat Model - Surface Mounts On Inside Arm (Specify Left Or Right Facing)</i>
	ER-3	\$1149 Electric Recline <i>Replaces Manual Mechanism On Any Trendelenburg Layflat Model - Surface Mounts On Inside Arm (Specify Left Or Right Facing)</i>
	BB	\$548 Battery Backup <i>Allows Any Wallsaver, Layflat, Or Standup Electric Recliner To Be Cordless - Surface Mounts On Inside Arm (Specify Left Or Right Facing)</i>
	HM	\$1500 Heat & Massage <i>Add Heat & Massage To Any Wallsaver, Layflat, Or Standup Electric Recliner - Surface Mounts On Inside Arm (Specify Left Or Right Facing)</i>
H	\$1142 Heat <i>Add Heat Only To Any Wallsaver, Layflat, Or Standup Electric Recliner - Surface Mounts On Inside Arm (Specify Left Or Right Facing)</i> <i>Available: Facelift Replay Recliners</i>	
PUSH BAR		
<i>Overall: 18.5"w 3.5"d 1"h</i>		
	PB	\$267 (Black Finish)
	<i>Available: Facelift Replay Medical Recliners</i>	

I.V. POLE / SIDE TRAY / BAG HOLDER / BUCKLE / FOOTREST	OPTION #:	SPECIFICATIONS LIST PRICES AVAILABILITY:
<p>I.V. POLE</p> 	<p>IV</p> <p>Overall: 10"w 2.5"d 39.5" / 69.75"h</p> <p>\$489 Height Adjustable I.V. Pole (Chrome & Black Finish / Specify Left Or Right Facing Location)</p> <p>Available: Facelift Replay Medical Recliners</p>	
<p>SIDE TRAY / WALLSAVER SIDE TRAY</p> 	<p>Overall: 12.75"w 10"d 4"h (Small Side Tray) / 17"w 10"d 4"h (Large Side Tray)</p> <p>ST-1 \$368 Drop-Down Side Tray (Small Side Tray) NOTE: Attaches Directly To Outside Of Arm</p> <p>ST-2 \$415 Drop-Down Side Tray (Large Side Tray) NOTE: Attaches Directly To Outside Of Arm</p> <p>Available: Facelift Replay Medical Recliners Note: If A Medical Recliner With A Manual Mechanism Is Selected, The Standard Side Tray Location Will Be Front Right Facing</p> <p>WST \$598 Drop-Down Side Tray (Large Side Tray) NOTE: Attaches To Metal Tubing</p> <p>Available: Facelift Wallsaver Recliners With Casters Option (1511 / 1811 / 1855)</p>	
<p>BAG HOLDER / PERSONAL RESTRAINT BUCKLE</p> 	<p>Overall: 2.19"w .38"d 2.56"h</p> <p>BH \$86 Bag Holder (Brushed Finish / Specify Left Or Right Facing Location)</p> <p>RB \$133 Pair Personal Restraint Buckle (Brushed Finish)</p> <p>Available: Facelift Replay Medical Recliners</p>	
<p>FOOTREST</p> 	<p>Overall: 16"w 8"d .1875"h</p> <p>FR \$408 (Black Finish)</p> <p>Available: Facelift Replay Medical Recliners</p>	

OXYGEN TANK HOLDER / WOOD RING BASE / COVERS	OPTION #:	SPECIFICATIONS LIST PRICES AVAILABILITY:
<p>OXYGEN TANK HOLDER</p> 	<p>OH</p> <p><i>Overall: 4.75" Diameter 9.75"h</i></p> <hr/> <p>\$247 <i>Black Metal Oxygen Tank Holder Holds a 4.375" Diameter Oxygen Tank (Not Included) (Specify Left Or Right Facing Location)</i></p> <p><i>Available: Facelift Replay Medical Recliners</i></p>	
<p>LOUNGE GLIDER WOOD RING BASE</p> 	<p>WR</p> <p><i>Overall: 22"dia. 3"h</i></p> <hr/> <p>\$224 <i>Wood Ring Base replaces circular metal base (1510-G) or swivel glider w/ circular metal base (1510-SG).</i></p> <p><i>Specify Exposed Wood Finish. (See Page 6)</i></p> <p><i>Available: Facelift Replay Lounge Glider</i></p>	
<p>CONTRASTING COVERS</p> 	<p>CC</p> <p><i>Overall: N/A</i></p> <hr/> <p>\$129 <i>NOTE: If Two Or More Upholsteries Or Leathers Are Used On Any Piece Of Furniture, Then A Contrast Charge Will Apply Per Order. When Using Trinity Upholstery, The Higher Priced Upholstery Grade Will Be Used In Pricing, Unless It's Trinity Leather With Fabric Contrast Welt, Or COM With Trinity Contrast Welt, Then Contact Customer Service For Pricing.</i></p> <p><i>Available: Facelift Replay Healthcare Motion</i></p>	